



Customer Pole Displays

The Market Leader

Logic Controls pole displays are widely known as the market leaders for PC-based POS systems. They have long set the standard for reliability, value and functionality - reasons why most value-added resellers ask for Logic Controls displays by name.

Proven, Time-Tested Reliability

One of the reasons why Logic Controls' pole displays are the market leaders is because of their well deserved reputation for unsurpassed reliability. The LD9000 uses special display technology and unique circuit design to achieve this reliability. In addition, the units are made with special, high durability plastic that is UV-resistant and prevents color fading.

Advanced Functionality and Value

The LD9000 is a 2x20 line, 9.5mm character height display that comes with much functionality that simply is not found in other vendors' offerings. "Smart scrolling," user-definable characters, and a built-in real-time clock are all standard features of the unit's firmware. In addition, the LD9000 comes with a wide variety of interfaces, can emulate many popular command sets, and has better visibility due to an optically matched lens and wider character pitch. Best of all, this premium pole display is also one of the most affordable on the market.

- 2 line by 20 character pole display with 9.5mm character height
- Proven reliability
- Bright green vacuum fluorescent display
- Better visibility due to optically matched lens and wider character pitch
- Automatic message scrolling and "smart scrolling"
- Easily programmable for custom messages
- Wide choice of interfaces: USB, serial, parallel and pass-through
- User-definable characters
- Available with emulation of many popular command sets, including OPOS/JPOS
- Adjustable viewing angles
- Available in beige and dark gray, 120V and 220V

LD9000 SERIES CUSTOMER DISPLAYS SPECIFICATIONS

OPTICAL (FLUORESCENT DISPLAY)	
Digits per Row	20
Number of Rows	2
Digit Configuration	5 x 7 Dot Matrix
Digit Height	0.37 in. (9.5mm)
Digit Width	0.24 in. (6.2mm)
Digit Pitch	0.30 in. (7.7mm)
Character Configuration	ASCII
Brightness	900 cd/m2 Typical
Display Color	Blue-green
MTBF	300,000 hours

ELECTRICAL	
Input Power (to adapter)	120VAC, 60Hz 220VAC, 60Hz (optional)
Output Power (from adapter)	7.5VAC, 1A
Connector	2 conductor female jack
Pole Connector	6-pin DIN (male) / 8-pin mini-DIN (male)
Interface Cable	
Pole side connector	6-pin DIN (female) / 8-pin mini-DIN (female)
Computer side connector	DB9 (female); Optional DB25 (female)
Power connector	2 conductor male jack

ENVIRONMENTAL	
Operating Temperature	0 to +50C
Storage Temperature	-20 to +70C
Relative Humidity	
Operating	85% max. non-condensing
Non-operating	90% max. non-condensing
Vibration (10 to 55 Hz.)	4 G's
Shock	40G's

INTERFACE	
Serial	RS232C
Protocol:	
Baud Rate	600, 1200, 2400, 9600*, 19,200
Data Bit	8
Parity	None
Stop Bits	1, 2*
RTS/CTS Control lines are tied together in the connector	
DSR/DCD/DTR Control lines are tied together in the connector	
Parallel	Optional Interface
Pass-Thru	Optional Serial or Parallel
USB	Optional Interface

* Default Preset at Factory

GENERAL INFORMATION	
Power adapter and 6 foot cable (with DIN 6F and DB9F connectors) are supplied with product.	

POLE DISPLAY EMULATION	
The LD9000 series pole displays are very versatile. They can emulate many other pole display command sets and support OPOS.	

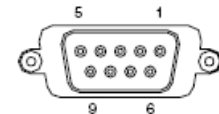
MECHANICAL	LD9000	LD9000X
Weight	2.7 lbs.	2.9 lbs.
Dimensions (in inches)	(width x height x depth)	
Fluorescent Display	8.50 x 3.37 x 1.75	8.50 x 3.37 x 2.25
Rectangular Base	2.12 x 2.25 x 2.12	2.12 x 2.25 x 2.12
Base Plate	4.00 x 0.90 x 8.00	4.00 x 0.90 x 8.00
Overall Height	8 to 25 inches	8 to 25 inches

CONNECTOR PINOUT

DB9 Female connector

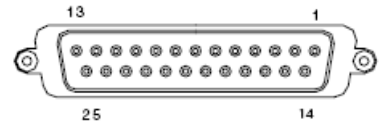
Pin #	Function
1	DCD
3	Data
4	DTR
5	Ground
6	DSR
7	RTS
8	CTS

SERIAL



DB25 Female connector

Pin #	Function
2	Data
7	Ground
4	RTS
5	CTS
6	DSR
8	DCD
20	DTR

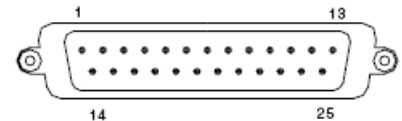


DB25 Male connector

Pin #	Function
1	-Strobe
2	Data 0
3	Data 1
4	Data 2
5	Data 3
6	Data 4
7	Data 5
8	Data 6
9	Data 7

PARALLEL

Pin #	Function
10	-ACK
11	Busy
12	Paper End
13	Select
14	-Auto Feed
15	-Error
16	-Initialize Printer
17	-Select Input
18-25	Ground



ORDERING INFORMATION

LD9	-	X	U																												
<table border="0"> <tr> <td>COMMAND SET</td> <td>0 = LOGIC CONTROLS</td> <td>SERIAL / PARALLEL INTERFACE</td> <td>0 = SERIAL 9600 BAUD</td> </tr> <tr> <td></td> <td>1 = LOGIC CONTROLS with Pass-thru</td> <td></td> <td>1 = " 600 "</td> </tr> <tr> <td></td> <td>2 = SPECIAL COMMAND SET 1 (Aedex)</td> <td></td> <td>2 = " 1200 "</td> </tr> <tr> <td></td> <td>3 = SPECIAL COMMAND SET 2 (Noritaki)</td> <td></td> <td>3 = " 2400 "</td> </tr> <tr> <td></td> <td>4 = SPECIAL COMMAND SET 3 (Epson)</td> <td></td> <td>4 = " 4800 "</td> </tr> <tr> <td></td> <td>5 = SPECIAL COMMAND SET 4 (UTC)</td> <td></td> <td>5 = " 19200 "</td> </tr> <tr> <td></td> <td>9 = OPOS</td> <td></td> <td>9 = PARALLEL INTERFACE</td> </tr> </table>				COMMAND SET	0 = LOGIC CONTROLS	SERIAL / PARALLEL INTERFACE	0 = SERIAL 9600 BAUD		1 = LOGIC CONTROLS with Pass-thru		1 = " 600 "		2 = SPECIAL COMMAND SET 1 (Aedex)		2 = " 1200 "		3 = SPECIAL COMMAND SET 2 (Noritaki)		3 = " 2400 "		4 = SPECIAL COMMAND SET 3 (Epson)		4 = " 4800 "		5 = SPECIAL COMMAND SET 4 (UTC)		5 = " 19200 "		9 = OPOS		9 = PARALLEL INTERFACE
COMMAND SET	0 = LOGIC CONTROLS	SERIAL / PARALLEL INTERFACE	0 = SERIAL 9600 BAUD																												
	1 = LOGIC CONTROLS with Pass-thru		1 = " 600 "																												
	2 = SPECIAL COMMAND SET 1 (Aedex)		2 = " 1200 "																												
	3 = SPECIAL COMMAND SET 2 (Noritaki)		3 = " 2400 "																												
	4 = SPECIAL COMMAND SET 3 (Epson)		4 = " 4800 "																												
	5 = SPECIAL COMMAND SET 4 (UTC)		5 = " 19200 "																												
	9 = OPOS		9 = PARALLEL INTERFACE																												
<table border="0"> <tr> <td>DOUBLE SIDE</td> <td>0 = 120VAC</td> </tr> <tr> <td>POWER ADAPTER</td> <td>1 = 220VAC</td> </tr> </table>				DOUBLE SIDE	0 = 120VAC	POWER ADAPTER	1 = 220VAC																								
DOUBLE SIDE	0 = 120VAC																														
POWER ADAPTER	1 = 220VAC																														



An Innovative Manufacturer Since 1982

www.logiccontrols.com

LOGIC CONTROLS, INC., NY, USA